

How to Rent an Apartment at Ohio Stater Apartments




1.) PAY YOUR HOLDING FEE


The Holding Fee reserves the apartment for you. It is equal to one month's rent and used for your first month's rent installment upon move-in. We accept credit, debit, check and money order for Holding Fees paid in the office, or remotely with credit and debit by calling our office at 614-294-5381.

2.) SUBMIT YOUR CONTACT INFORMATION

To start the paperwork process, we need to receive the following information from EACH resident and EACH cosigner: **Legal name, email, cell phone #**




3.) COMPLETE YOUR APPLICATION



EACH resident and EACH cosigner will receive an emailed link to an application. Don't share links, please - they're personalized to capture electronic signatures.

4.) SIGN THE LEASE AGREEMENT ELECTRONICALLY

EACH resident and EACH cosigner will receive an emailed link to sign the lease agreement and create a password for your portal. Set up your digital signature and remember to initial or sign all pages of the lease. Don't share links, please - they're personalized to capture electronic signatures & IP addresses.



5.) VIEW YOUR PORTAL

Your lease (once signed by all parties) is available on the home page of your portal. You will also use your portal to pay rent, pay your security deposit due on August 1st, 2025, and make maintenance requests throughout your residency with us.

QUESTIONS?

Office: (614) 294-5381
Email: rent@ohio-stater.com

